NOTES

REPAIR LOCATIONS AND ESTIMATED QUANTITIES ARE BASED ON THE BEST INFORMATION AVAILABLE. IF ADDITIONAL REPAIRS NOT SHOWN ON THE DRAWINGS ARE DEEMED NECESSARY BY THE ENGINEER, THE ENGINEER WILL NOTE ON THE DRAWINGS THE APPROXIMATE LOCATION AND DESCRIPTION OF THE REPAIRS AND ENTER THE ACTUAL QUANTITIES INTO THE AS-BUILT REPAIR QUANTITY TABLE.

CONCRETE REPAIRS MAY BE SUBSTITUTED IN LIEU OF SHOTCRETE REPAIRS WITH THE APPROVAL OF THE ENGINEER.

CLEAN AND REMOVE DEBRIS FROM THE TOP OF THE CAP AND APPLY EPOXY PROTECTIVE COATING TO THE TOP SURFACE OF THE CAP. THE CONTRACTOR SHALL NOT COAT THE AREA OF THE CAP BENEATH THE ELASTOMERIC BEARING PADS. FOR EPOXY COATING AND DEBRIS REMOVAL, SEE SPECIAL PROVISIONS.

AS-BUILT REPAIR QUANTITY TABLE

F FACE BENT 5	QUANTITIES			
	ESTIMATE		ACTUAL	
SHOTCRETE REPAIRS	AREA SQ. FT.	VOLUME CU. FT.	AREA SQ. FT.	VOLUME CU. FT.
CAP	23.4	11.7		
COLUMNS	0.0	0.0		
CONCRETE REPAIRS	AREA SQ. FT.	VOLUME CU. FT.	AREA SQ. FT.	VOLUME CU. FT.
CAP	0.0	0.0		
EPOXY RESIN INJECTION		LIN. FT.	LIN. FT.	
CAP		0.0		
COLUMNS		0.0		

VALUES IN CHART REPRESENT ESTIMATED REPAIR TOTALS AFTER REMOVAL OF UNSOUND CONCRETE, MINIMUM OF 1" BEHIND REBAR AND MINIMUM 2" CLEARANCE TO SAWCUT. FOR REPAIR DETAILS, SEE "TYPICAL CAP AND COLUMN REPAIR DETAILS" SHEET.

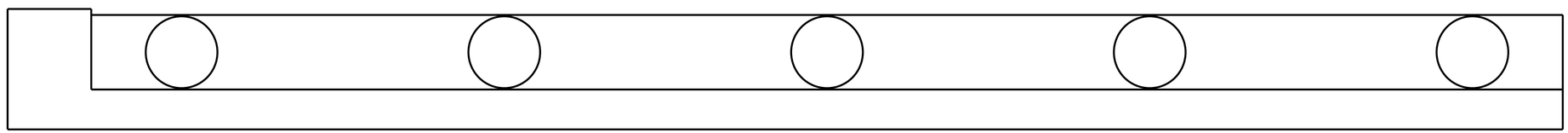

SPAN F / SPAN E

SHOTCRETE REPAIR AREA

CONCRETE REPAIR AREA

ERI - EPOXY RESIN INJECTION

BOTTOM OF CAP

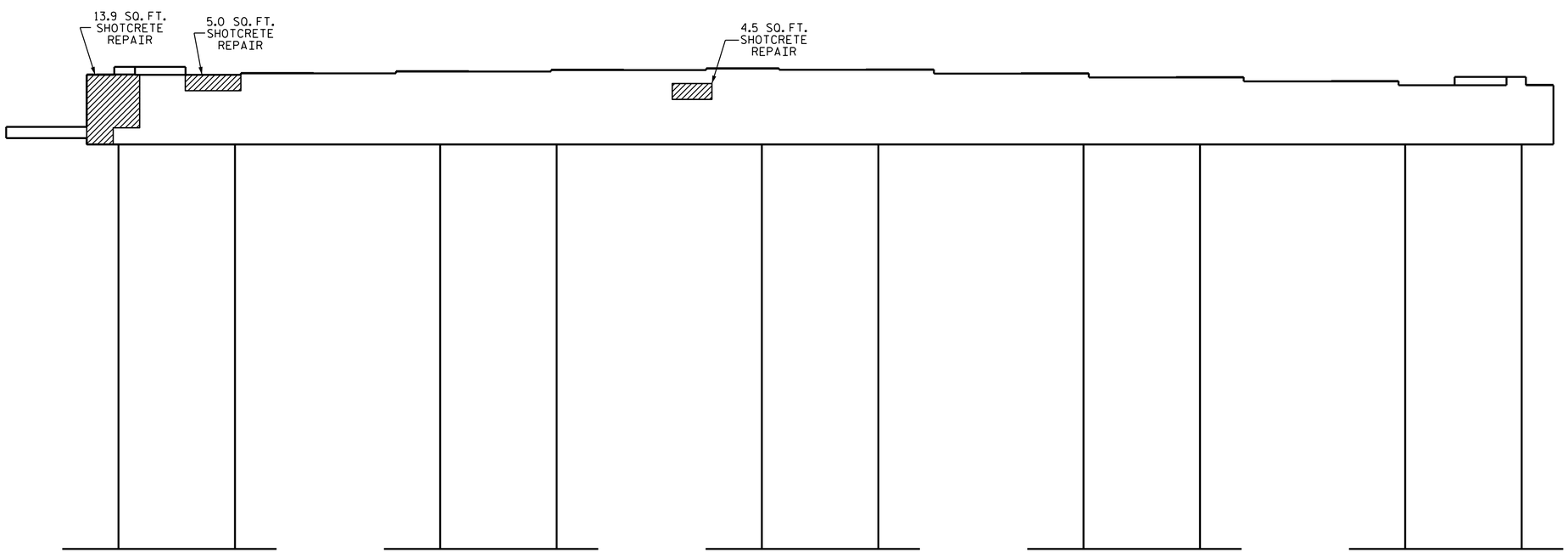

ELEVATION

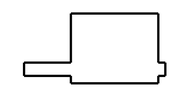

END VIEW

NORTH CAROLINA PROFESSIONAL SEAL 031583 ENGINEER KRISHNA PRASAD SEDAI

DocuSigned by: Krishna P. Sedai
EA6F79415D6F48D
9/29/2017

DOCUMENT NOT CONSIDERED FINAL UNLESS ALL SIGNATURES COMPLETED

PROJECT NO. 15BPR.3

RANDOLPH COUNTY

BRIDGE NO. 191

SHEET 10 OF 10

STATE OF NORTH CAROLINA
DEPARTMENT OF TRANSPORTATION
RALEIGH

BENT 5
SPAN F FACE

REVISIONS						SHEET NO.
NO.	BY:	DATE:	NO.	BY:	DATE:	S-26
1			3			TOTAL SHEETS
2			4			28

DRAWN BY : H. T. BARBOUR DATE : 6-30-17
CHECKED BY : E. K. POPE DATE : 8-17-17

29-SEP-2017 12:46
R:\Structures\750191\finalplans\Microstation\401_051_15BPR.3_SMU_ B5B_26_750191.dgn
tbarbour